



# How to Draw a Turkey

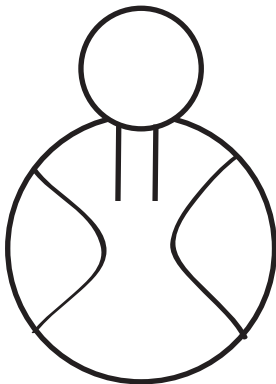
Step 1: Draw a large circle.



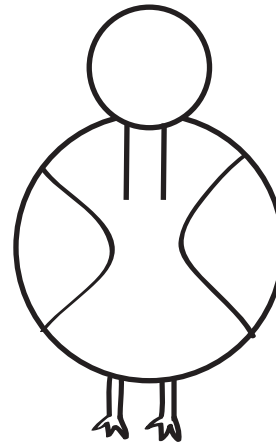
Step 2: Draw a circle and 2 lines.



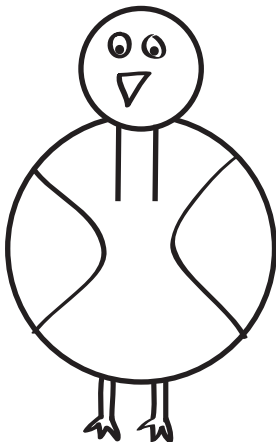
Step 3: Draw two curvy triangles.



Step 4: Draw two lines for legs and three triangles for toes.



Step 5: Add details to face using dots, triangles or circle.



Step 6: Draw long ovals along the large circle.

